



AURORA[®] 1070 SERIES THREE SPEED WET ROTOR CIRCULATORS

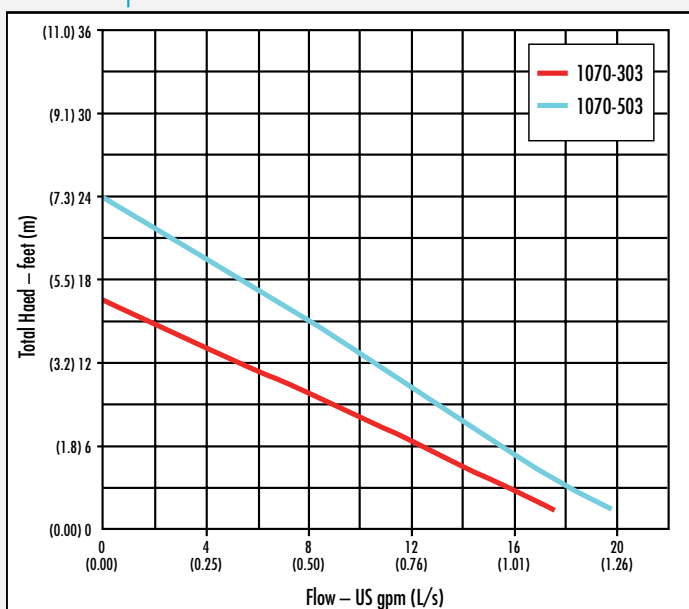
AURORA® 1070 SERIES

Three Speed Wet Rotor Circulators

- Extra quiet operation for residential, office, commercial, hospital or educational institutions
- Backed by Aurora 2-year "no hassle" warranty
- Maintenance free
- Integral manual air vent
- Can replace most competitive water lubricated pumps up to 1/20hp



Three Speed Performance Curves



Typical Specifications

Furnish and install, as shown on the plans, Aurora 1070 Series circulating pump model _____ with bronze/cast iron body and polypropylene impeller. The pump shall have a capacity of _____ US gpm (L/s) against a total head of _____ ft (m). Aurora 1070 Series are 115 V/single phase/60 Hz and are UL listed and CSA approved.

Motor Data

Model	Speed (RPM)	Full Load Amp Draw (A)	Nominal Power (HP)
1070-303	2800	0.70	1/25
1070-503	2800	0.95	1/20

Engineering Specifications

Materials of Construction

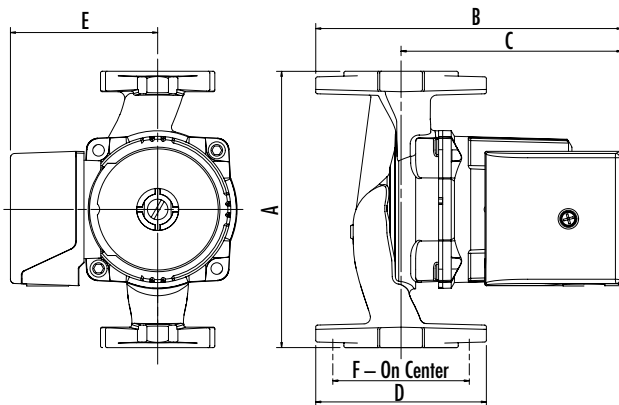
Description	Material of Construction
Pump Body	Cast Iron (closed systems), Bronze (open systems)
Impeller	Polypropylene (glass filled)
Shaft	Stainless Steel
Bearings	Graphite
Gasket Material	EPDM

Technical Data

3500 RPM, 150 HP	
Flow Range	0 to 20 US gpm (0 to 1.26 L/s)
Head Range	0 to 32 ft (0 to 9.8 m)
Motor	115V, single phase, 60 Hz
Max. Fluid Temp.*	230°F (110°C)
Max. Working Pressure	140 psi (965 kPa)

* Since water conditions (i.e. dissolved solids) can vary with geographical location, it is recommended that the operating temperature of the fluid for open (potable) systems be kept as low as possible (i.e. below 150°F or 65°C) to avoid precipitation of calcium.

1070-303/1070-503 Flanged



Dimensions and Weights

Bronze	A	B	C	D	E	F	Connection Type & Size	Weight
1070-303B	6 $\frac{3}{8}$ (162)	7 $\frac{1}{8}$ (180)	5 $\frac{1}{8}$ (130)	4 (102)	3 $\frac{3}{8}$ (86)	3 $\frac{1}{4}$ (80)	Flange - (2) $\frac{1}{2}$ " dia. bolt holes	7.0 (3.2)
1070-503B	6 $\frac{3}{8}$ (162)	7 $\frac{1}{8}$ (180)	5 $\frac{1}{8}$ (130)	4 (102)	3 $\frac{3}{8}$ (86)	3 $\frac{1}{4}$ (80)	Flange - (2) $\frac{1}{2}$ " dia. bolt holes	7.4 (3.4)
Cast Iron	A	B	C	D	E	F	Connection Type & Size	Weight
1070-303	6 $\frac{3}{8}$ (162)	7 $\frac{1}{8}$ (180)	5 $\frac{1}{8}$ (130)	4 (102)	3 $\frac{3}{8}$ (86)	3 $\frac{1}{4}$ (80)	Flange - (2) $\frac{1}{2}$ " dia. bolt holes	6.5 (2.9)
1070-503	6 $\frac{3}{8}$ (162)	7 $\frac{1}{8}$ (180)	5 $\frac{1}{8}$ (130)	4 (102)	3 $\frac{3}{8}$ (86)	3 $\frac{1}{4}$ (80)	Flange - (2) $\frac{1}{2}$ " dia. bolt holes	6.8 (3.1)

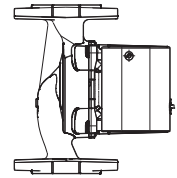
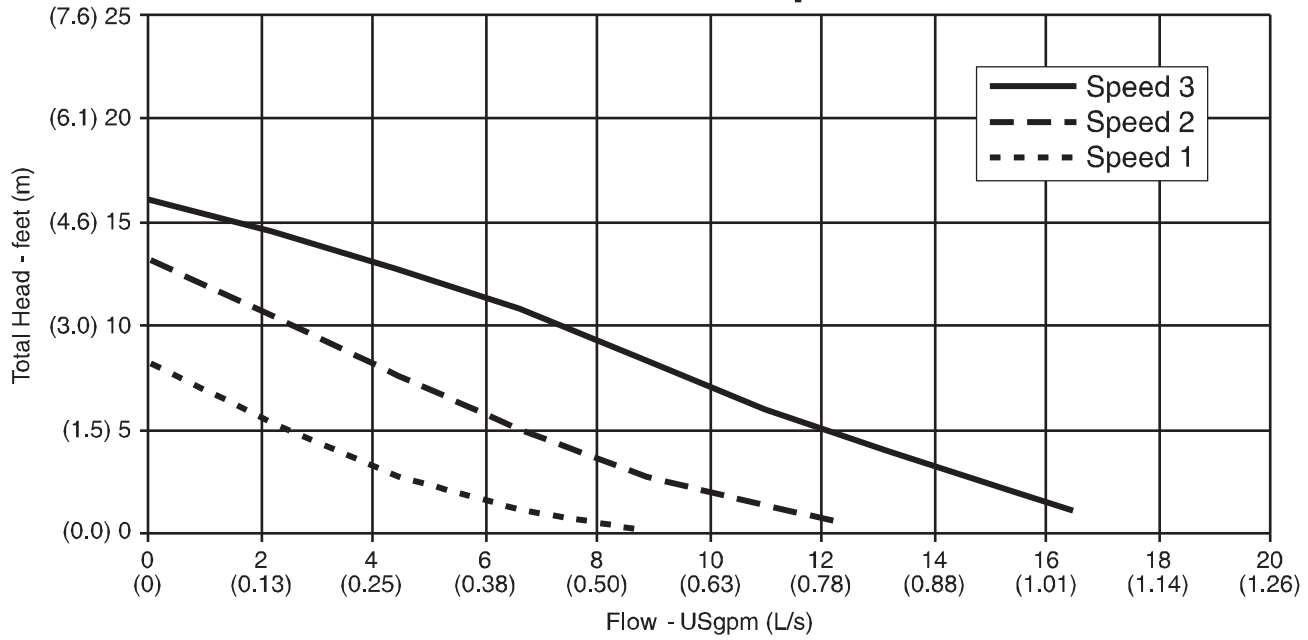
Note: All dimensions are in inches (mm) and weights are in lbs (kg).



800 AIRPORT ROAD, NORTH AURORA, ILLINOIS 60542 WWW.AURORAPUMP.COM

Because we are continuously improving our products and services, Pentair reserves the right to change specifications without prior notice.
A-02-1051 06/04/13 © 2013 Pentair Ltd. All Rights Reserved.




PERFORMANCE CURVES
1070 303 - 3 speed

1070 503 - 3 speed
